



PERFORMANCE TIMING SETS

Engine Pro performance timing sets are manufactured with top quality features such as: Heat treated and pre-stretched chain that is designed to prevent elongation and stretching. Cam sprockets manufactured from billet steel or high grade iron with large profile tooth design to ensure durability. Crank sprockets are heat treated with multiple keyways. Engine Pro timing sets also offer Torrington roller thrust bearings and both $-.005''$ and $-.010''$ reduced center distance options on select applications. Engine Pro has a timing set for every performance requirement.




PREMIUM BILLET .250 ROLLER

- .250 Seamless Double Roller Chain
- CNC Billet Steel Cam Sprocket
- CNC Heat Treated 9 Keyway Crank Sprocket
- Press Fit Torrington Bearing (T Suffix) on Most Applications



PRO ADJUST

- .250 Seamless Double Roller Chain
- 2 Piece Cam Sprocket Infinitely Adjustable from $+6$ degrees to -6 degrees
- ARP Adjusting Bolts
- CNC Steel Crank Sprocket
- Press Fit Torrington Roller Thrust Bearing
- Cam Timing Adjustable with Valve Covers Installed. Not necessary to Back-off Rocker Arms



STREET-STRIP .250 ROLLER

- .250 Double Roller Chain
- Cast Iron Cam Sprocket
- 3 Keyway Crank Sprocket with $+4$ degrees to -4 degrees Cam Adjustment
- Press Fit Torrington Bearing (T Suffix) available on Small and Big Block Chevrolet Applications



Complete line of performance and original equipment timing sets and components are available.

PERFORMANCE TIMING SETS continued



APPLICATION	PREMIUM BILLET .250 ROLLER	PRO ADJUST .250 Seamless Double Roller Chain	STREET/STRIP .250 ROLLER
AMC-JEEP - V8 290,304,343,360,390,401			08-1118
BUICK V6 AND V8 WITH INTEGRAL DISTRIBUTOR DRIVE			08-1134
BUICK V6 AND SOME V8 WITHOUT INTEGRAL DISTRIBUTOR DRIVE			08-1132
BUICK 400,430,455, 1967-76	08-2040		
CHEVROLET SMALL BLOCK - 1955-86	08-2001T-9	08-4700	08-1100 / 08-1100T
CHEVROLET SMALL BLOCK - 1955-86 -.005 CENTER DISTANCE	08-2001T-9-005	08-4700-005	08-1100-005 / 08-1100T-005
CHEVROLET SMALL BLOCK - 1955-86 .010 CENTER DISTANCE	08-2001-T-9-010	08-4700-010	08-1100-010 / 08-1100T-010
CHEVROLET SMALL BLOCK - 1955-86 - ROCKET BLOCK W/SB CHEVY CRANK SNOUT	08-2060T-9	08-4760	
CHEVROLET SMALL BLOCK - 1955-86 -BB CHEVY CRANK SNOUT	08-2065T-9	08-4765	
CHEVROLET SMALL BLOCK - 1955-86 - RAISED CAM W/BB CHEVY CRANK SNOUT	08-2066T-9	08-4766	
CHEVROLET SMALL BLOCK - 1986 UP - W/FACTORY ROLLER CAM	08-2021T-9		08-1145
CHEVROLET SMALL BLOCK - 1986 UP - -.005 CENTER DISTANCE	08-2021T-9-005		08-1145-005
CHEVROLET SMALL BLOCK - 1986 UP - .010 CENTER DISTANCE	08-2021T-9-010		08-1145-010
CHEVROLET LS1 - 294(4.8-V) 323(5.3-T,Z,P) 346(5.7-G,S) 364(6.0-N,U)-1997-04	08-2013T-9		
CHEVROLET LS1 - AS ABOVE -.005 CENTER DISTANCE	08-2013T-9-005		
CHEVROLET LS1 - AS ABOVE .010 CENTER DISTANCE	08-2013T-010		
CHEVROLET LS2 - 364 (6.0N,U) - 2005	08-2014T-9		
CHEVROLET LS2 - AS ABOVE -.005 CENTER DISTANCE	08-2014T-9-005		
CHEVROLET LS2 - AS ABOVE .010 CENTER DISTANCE	08-2014T-9-010		
CHEVROLET LS2 - 364 (6.0N,U) CORVETTE -2006	08-2036T-9		
CHEVROLET LS2 - AS ABOVE -.005 CENTER DISTANCE	08-2036T-9-005		
CHEVROLET LS3 - 364(6.0N,U) 2007, 376(6.2W)-2008-10	08-2035T-9		
CHEVROLET LS3 - AS ABOVE -.005 CENTER DISTANCE	08-2035T-9-005		
CHEVROLET BIG BLOCK - 1965-90	08-2002T-9	08-4710	08-1110T-9
CHEVROLET BIG BLOCK - 1965-90 -.005 CENTER DISTANCE	08-2002T-9-005		08-1110T-9-005
CHEVROLET BIG BLOCK - 1965-80 .010 CENTER DISTANCE	08-2002T-010		08-1110T-9-010
CHEVROLET BIG BLOCK - GENVI - 454(7.4,J) - 1996-00	08-2037T-9		
CHRYSLER - V8 318,340,360; V6 239	08-2004-9		08-1103
CHRYSLER - V8 345(5.7) 370(6.1) HEMI - 2003-10	08-2011-9		
CHRYSLER - V8 383,400,426W,+440 HEMI - 3 BOLT CAM	08-2005T-9		08-1125
CHRYSLER - V8 383,400,426W,+440 HEMI - 1 BOLT CAM	08-2010-9		08-1104
FORD SMALL BLOCK - 1 PIECE FUEL PUMP ECCENTRIC LATE 1965-EARLY 72	08-2003T-9*	08-4720*	08-1135-010
FORD SMALL BLOCK - AS ABOVE -.005 CENTER DISTANCE	08-2003T-9-005*		08-1135-005
FORD SMALL BLOCK - AS ABOVE .010 CENTER DISTANCE	08-2003T-9-010		08-1135-010
FORD SMALL BLOCK - 2 PIECE FUEL PUMP ECCENTRIC - LATE 1972-88	08-2023T-9*	08-4751*	08-1138
FORD SMALL BLOCK - AS ABOVE -.005 CENTER DISTANCE	08-2023T-9-005*		
FORD SMALL BLOCK - AS ABOVE .010 CENTER DISTANCE	08-2023T-9-010*		
*ALSO ORDER 08-7820TPK CAM THRUST PLATE COUNTERSUNK WITH SCREWS			
FORD - 351C,351M,400	08-2008T-9		08-1121
FORD - 360,390,427,428	08-2006T-9		08-1108
FORD - 429,460 W/FACTORY TDC TIMING	08-2009T-9	08-4730	08-1122
OLDSMOBILE - 260,307,350,400,403,425,455			08-1113
PONTIAC 350P,400,428,455 (PREMIUM BILLET SET HAS BRONZE BUSHING)	08-2007W-9		08-1112

ROLON CHAIN UPGRADE NOW AVAILABLE ON THE ABOVE PERFORMANCE SETS

- Features Less Wear and Elongation
- Add 'R' Suffix when ordering
- Higher Tensile Strength Chromised Pin for Extreme Duty Conditions
- Recommended for Applications Exceeding 6500 RP

ALSO AVAILABLE:

- IWIS GERMAN CHAIN. Consult Engine Pro Master Timing Catalog for Availability by Application
- Acoustically balanced for excellent wear resistance
- Designed for High Speed Applications
- Add 'G' Suffix when ordering

PERFORMANCE TIMING SETS continued

HEAVY DUTY .334 ROLLER SETS

- .334 Single Roller Chain
- Cast Iron Cam Sprocket
- 3 Keyway Crank Sprocket with +4 degrees to -4 degrees of Cam Adjustment



APPLICATION / HEAVY DUTY .334 ROLLER SETS	PART #
CHEVROLET SMALL BLOCK - 1962-88	08-3300
CHEVROLET SMALL BLOCK - 1987-02 W/FACTORY ROLLER CAM	08-3381
CHEVROLET BIG BLOCK - 366, 427 MARINE - 1991-98	08-3339
CHEVROLET BIG BLOCK - 454, 502 MARINE W/FACTORY ROLLER CAM - 1991-00	08-3376
CHEVROLET BIG BLOCK - 454 VIN J - 1996-99	08-3337
CHEVROLET BIG BLOCK - 454 GEN VI VIN B LATE 1999-00, VIN J 2000	08-3336
CHEVROLET BIG BLOCK - 496 VIN E,G 2001	08-3358
CHEVROLET BIG BLOCK - 496 VIN E,G 2002-03	08-3359
CHEVROLET BIG BLOCK - 454, 502 MARINE - 2001-05	08-3338
CHEVROLET BIG BLOCK - 496 VIN E,G - 2004-07	08-3363

HEAVY DUTY .200 ROLLER SETS

- .200 Double Roller Chain
- Cast Iron Cam Sprocket
- 3-Keyway Crank Sprocket with -4 degrees to +4 degrees Cam Adjustment



APPLICATION / HEAVY DUTY .200 ROLLER SETS	PART #
CHEVROLET SMALL BLOCK - 1955-86	08-3023-3
CHEVROLET SMALL BLOCK - 1955-86 (WITH STEEL CRANK SPROCKET)	08-3023-3S
CHEVROLET BIG BLOCK - 1965-90	08-3024-3
CHRYSLER - V8 318, 340, 360, V6 239	08-3028-3
FORD SMALL BLOCK, 1 PIECE FUEL PUMP ECCENTRIC LATE 1965-EARLY 72	08-3054-3
FORD SMALL BLOCK, 2 PIECE FUEL PUMP ECCENTRIC LATE 1972-88	08-3057-3

GEAR DRIVE TIMING SETS

- All gears made from 8620 carburized steel
- Includes roller cam button lock plate and bolts
- Timing adjusted with color coded dowel pin hole inserts
- Available in noisy or quiet



APPLICATION / GEAR DRIVE TIMING SETS	NOISY	QUIET
CHEVROLET SMALL BLOCK - 1955-86 W/THRUST BEARING	08-5100	08-5100Q
CHEVROLET SMALL BLOCK -- 1987-93 FACTORY ROLLER CAM W/ THRUST BEARING	08-5450	08-5450Q
CHEVROLET BIG BLOCK - 1965-90 W/THRUST BEARING	08-5410	08-5410Q
CHEVROLET BIG BLOCK GEN VI (B,J) - 1996-00 W/THRUST BEARING	08-5415	08-5415Q
CHRYSLER 383,400,426W,440HEMI - 3 BOLT CAM W/THRUST BEARING	08-5425	08-5425Q
FORD SMALL BLOCK - 1963-02 W/BRONZE WASHER	08-5420	08-5420Q
FORD 351C, 351M, 400 W/BRONZE WASHER	08-5421	08-5421Q
FORD 429, 460 W/FACTORY TDC TIMING W/BRONZE WASHER	08-5430	08-5430Q
PONTIAC 350P,400,428,455 W/BRONZE WASHER	08-5412	08-5412Q



BELT DRIVE TIMING SET

Engine Pro's belt drive timing is for those who want the best in timing systems. Belt drives take less power to operate than any other timing option, and are very durable. This set features adjustable timing on the cam gear up to 10 degrees advance or retard and a heavy duty timing belt. Thrust washers, seals and hardware are included.

APPLICATION	PART #
CHEVROLET SMALL BLOCK 1955-88	08-5600